



Shell-type Single-phase control transformers

Series SMU/4000

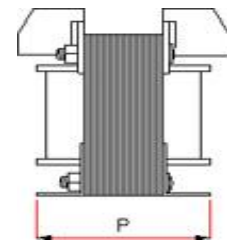
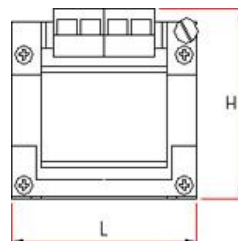
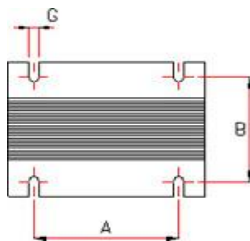
Power from 30VA to 1000VA
Input 0/400/415/460 ± 20 V
Output 0/24 – 0/110 – 0/230

Technical features

- Control transformers built according to IEC 61558-2-1
- Dual voltage input 0/400/415/460 V ± 20V
- Rated voltage output <A> for 0/24V - <C> for 0/110V - <D> for 0/230V
- Insulation material group F
- Frequency 50/60 Hz
- Ambient temperature max. 40 °C
- Degree of protection IP 00 – Terminal IP20
- Class I built with M5 ground
- Zinctropicalized steel fixing angles
- Class F varnish dipped and oven dried
- On stock

Dimensions and drillings

| Reference number | Rated output (VA) | Admissible Instant. Output (VA) | Dimensions | | | Drillings | | | Dissipated power (W) | Efficiency (%) | Weight (Kg) |
|------------------|-------------------|---------------------------------|------------|-----|-----|-----------|-----|-----|----------------------|----------------|-------------|
| | | | L | P | H | A | B | G | | | |
| SMU/4002 | 30 | 63 | 75 | 75 | 78 | 55 | 45 | 5 | 7,2 | 80,1 | 1,1 |
| SMU/4003 | 50 | 93 | 75 | 80 | 78 | 55 | 50 | 5 | 10,4 | 82 | 1,3 |
| SMU/4004 | 75 | 149 | 84 | 80 | 84 | 60 | 56 | 5,5 | 14,3 | 83,2 | 1,6 |
| SMU/4005 | 100 | 266 | 84 | 90 | 84 | 60 | 66 | 5,5 | 18,2 | 82,6 | 2,3 |
| SMU/4006 | 150 | 346 | 96 | 91 | 92 | 68 | 68 | 5 | 19,8 | 88,1 | 2,6 |
| SMU/4007 | 200 | 425 | 96 | 101 | 92 | 68 | 78 | 5 | 25,7 | 88,4 | 3,2 |
| SMU/4008 | 300 | 765 | 120 | 100 | 111 | 80 | 75 | 6,5 | 30,7 | 90,7 | 4,6 |
| SMU/4009 | 400 | 942 | 120 | 110 | 111 | 80 | 85 | 6,5 | 38,2 | 91,2 | 5,3 |
| SMU/4010 | 500 | 1115 | 120 | 115 | 111 | 80 | 90 | 6,5 | 43,5 | 91,7 | 5,9 |
| SMU/4011 | 600 | 1480 | 150 | 120 | 150 | 105 | 80 | 7 | 48,1 | 92,4 | 8 |
| SMU/4012 | 800 | 1945 | 150 | 130 | 150 | 105 | 90 | 7 | 54 | 93,4 | 9,4 |
| SMU/4013 | 1000 | 2950 | 150 | 150 | 150 | 105 | 110 | 7 | 60,9 | 94,3 | 12 |



The data indicated could change without notice